

YK1200X

Standard type: Large type



- Arm length 1200mm
- Maximum payload 50kg

Ordering method

YK1200X - 400

RCX340-4

Model	Z axis stroke	Cable	Controller / Number of controllable axes	Safety standard	Option A (OP.A)	Option B (OP.B)	Option C (OP.C)	Option D (OP.D)	Option E (OP.E)	Absolute battery
		3L: 3.5m 5L: 5m 10L: 10m								

Specify various controller setting items. RCX340 ▶ **P.566**

Specifications

		X-axis	Y-axis	Z-axis	R-axis
Axis specifications	Arm length	600 mm	600 mm	400 mm	-
	Rotation angle	+/-125 °	+/-150 °	-	+/-180 °
AC servo motor output		900 W	800 W	600 W	400 W
Deceleration mechanism	Transmission method	Direct-coupled		Timing belt transmission	Timing belt transmission
	Motor to speed reducer Speed reducer to output	Direct-coupled	Direct-coupled	Direct-coupled	Direct-coupled
Repeatability ^{Note 1}		+/-0.05 mm		+/-0.02 mm	+/-0.005 °
Maximum speed		7.4 m/sec		0.75 m/sec	600 °/sec
Maximum payload		50 kg			
Standard cycle time: with 2kg payload ^{Note 2}		0.91 sec			
R-axis tolerable moment of inertia ^{Note 3}		2.45 kgm ²			
User wiring		0.2 sq × 20 wires			
User tubing (Outer diameter)		φ 6 × 3			
Travel limit		1.Soft limit 2.Mechanical stopper (X,Y,Z axis)			
Robot cable length		Standard: 3.5 m Option: 5 m, 10 m			
Weight		124 kg			

Note 1. This is the value at a constant ambient temperature. (X,Y axes)

Note 2. When reciprocating 300mm in horizontal and 25mm in vertical directions.

Note 3. The acceleration coefficient is set automatically in accordance with the tip weight and R-axis moment of inertia settings.

Controller

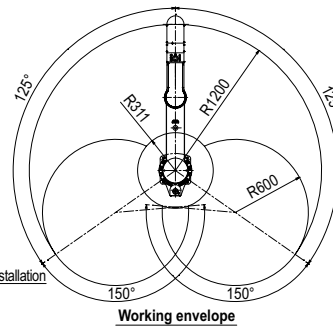
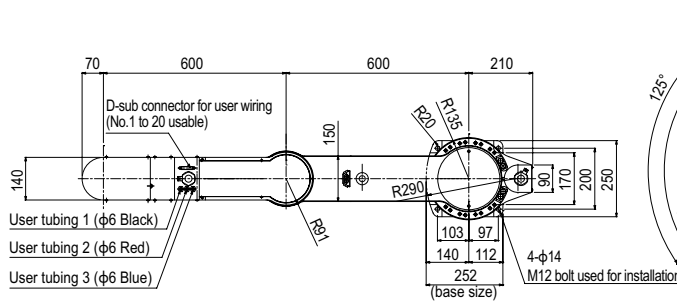
Controller	Power capacity (VA)	Operation method
RCX340	2500	Programming / I/O point trace / Remote command / Operation using RS-232C communication

Note. The movement range can be limited by changing the positions of X and Y axis mechanical stoppers. (The movement range is set to the maximum at the time of shipment.)

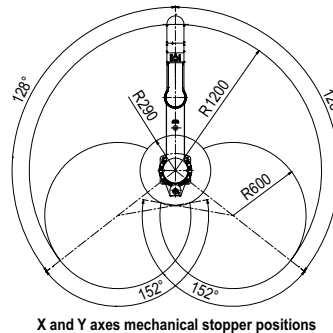
See our robot manuals (installation manuals) for detailed information.

Our robot manuals (installation manuals) can be downloaded from our website at the address below:
<https://global.yamaha-motor.com/business/robot/>

YK1200X



Z axis tip shape



X and Y axes mechanical stopper positions

